

Signify Classified - Internal
Cooper Lighting Solutions Photometric Lab
1121 Highway 74 South
Peachtree City, GA 30269



Scaled data based on original data using
LM-79-08 Approved Method: Electrical and Photometric Measurements of Solid-
State Lighting Products

Test Report Prepared for
Cooper Lighting Solutions
(formerly Eaton)

Brand: INVUE

Report Number: P868782

Luminaire Tested: **EMM2-HSN-SA1B-740-U-T1**

Issue Date: 08/22/2024



Test Information

Test Method: LM-79-08
Report Number: P868782
Test Lab: INNOVATION CENTER(G3)
Issue Date: 08/22/2024
Manufacturer: COOPER LIGHTING SOLUTIONS (FORMERLY EATON)
Product Line: INVUE
Catalog Number: EMM2-HSN-SA1B-740-U-T1
Description: EPIC MODERN SHORT HOUSING DISCRETE LED ARRAYS 60W 70CRI 4000K
FITXURE w/ TYPE 1 DISTRIBUTION OPTIC
Light Source: (10) 4000K CCT, 70 CRI LEDS
Ballast/Driver: ELECTRONIC DRIVER

Summary

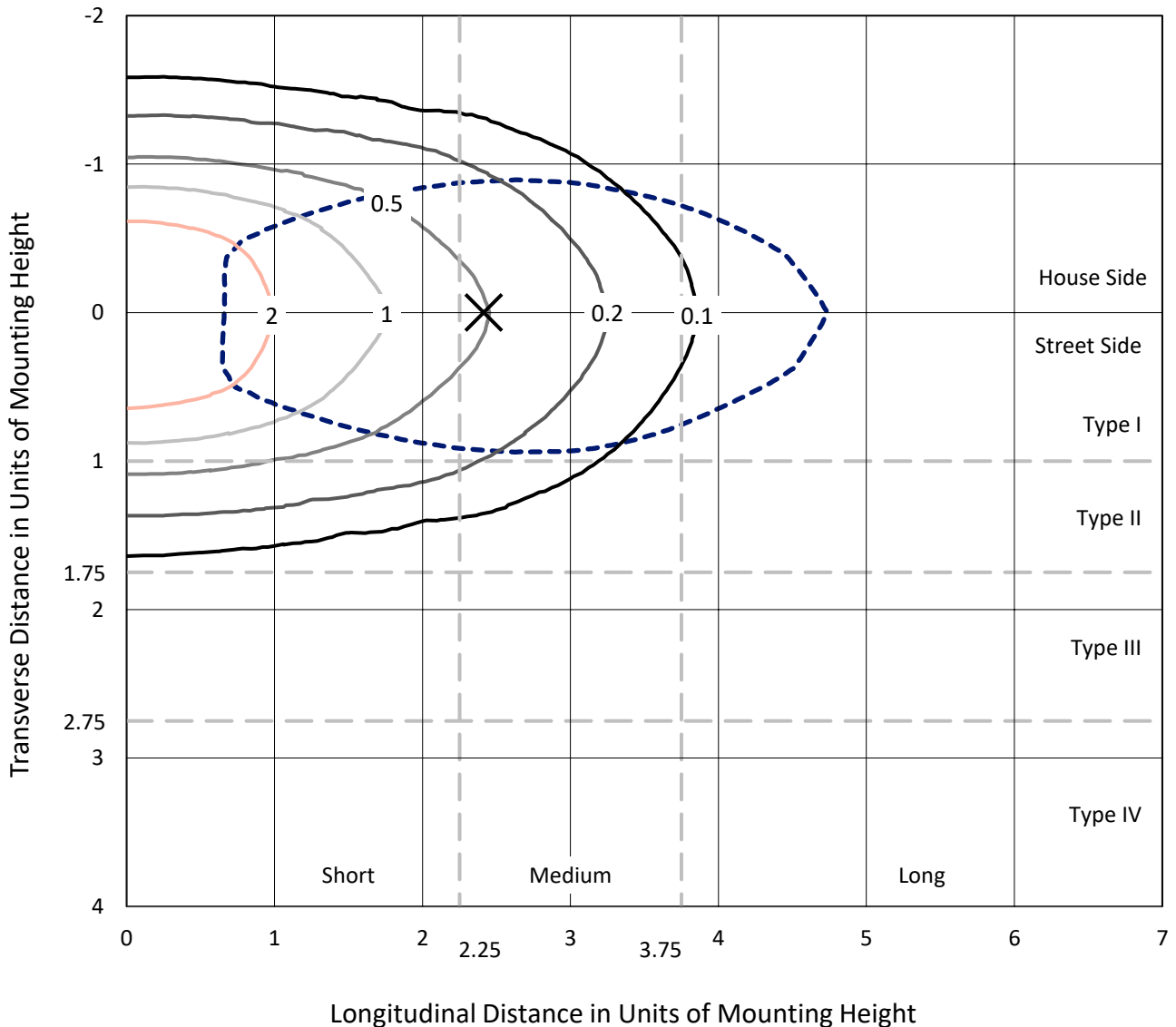
Lumens per Lamp: N/A
Luminaire Lumens: 6495 lumens
Efficiency: N/A
Efficacy: 147.6 lumens/watt
Luminous Opening: Rectangular (W 0.33' x L: 0.33' x H: 0')
IES Classification: Type I - Short
BUG Rating: B2 - U0 - G2

Input Watts (W): 44
Input Voltage (V): 120
Input Current (A_{in}): NR
Voltage Rise (V): NR
Power Factor: 0.99
Total Harmonic Distortion (THDi): 6.91%
Frequency (hertz): 60
Stabilization Time: NR
Operation Time: NR
Ambient Temperature (°C): NR
Test Distance: 24 FT

REPORT NUMBER: P868782
 CATALOG NUMBER: EMM2-HSN-SA1B-740-U-T1

Iso-Footcandle Lines of Horizontal Illumination

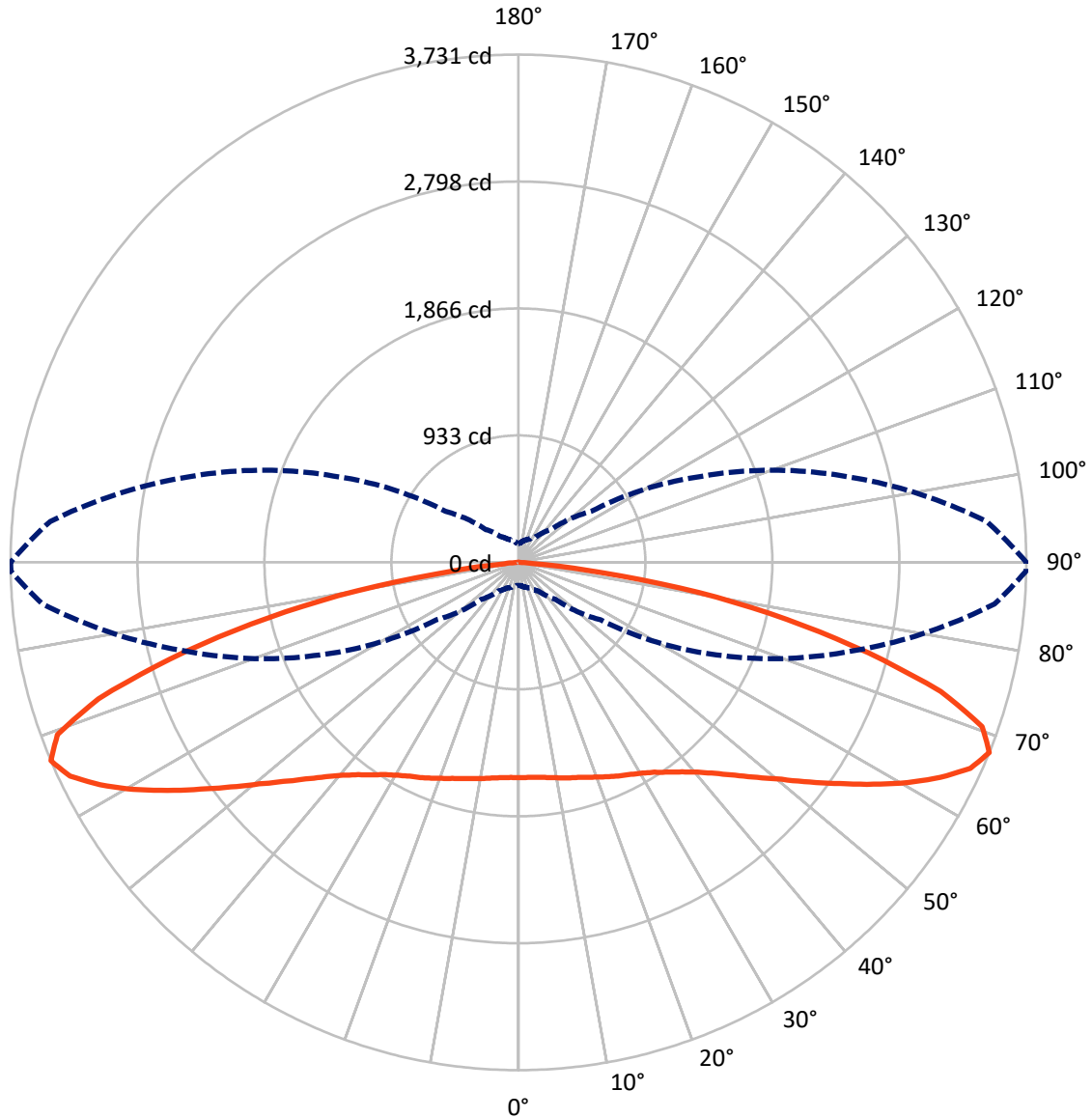
✕ Max cd
 - - - 1/2 Max cd



Based on 20 foot mounting height. Maximum calculated value = 4 fc
 Type I - Short - N/A

REPORT NUMBER: P868782
CATALOG NUMBER: EMM2-HSN-SA1B-740-U-T1

Luminous Intensity Polar Plot



— Vertical Plane Through 90-Deg Lateral - - - Horizontal Cone Through 67.5-Deg Vertical

REPORT NUMBER: P868782
 CATALOG NUMBER: EMM2-HSN-SA1B-740-U-T1

FLUX DISTRIBUTION:

		Downward	Upward	Total
House Side	Lumens	3189.8	0.0	3189.8
	% Fixture	49.1	0.0	49.1
Street Side	Lumens	3305.2	0.0	3305.2
	% Fixture	50.9	0.0	50.9
Total	Lumens	6495.0	0.0	6495.0
	% Fixture	100.0	0.0	100.0

ZONAL LUMENS:

Zone	Lumens	% Fixture
0°-10°	151.7	2.3
10°-20°	455.8	7.0
20°-30°	754.3	11.6
30°-40°	1000.2	15.4
40°-50°	1127.7	17.4
50°-60°	1156.0	17.8
60°-70°	1091.9	16.8
70°-80°	670.0	10.3
80°-90°	87.6	1.3
90°-100°	0.0	0.0
100°-110°	0.0	0.0
110°-120°	0.0	0.0
120°-130°	0.0	0.0
130°-140°	0.0	0.0
140°-150°	0.0	0.0
150°-160°	0.0	0.0
160°-170°	0.0	0.0
170°-180°	0.0	0.0
0°-90°	6495.0	100.0
0°-180°	6495.0	100.0

Coefficient of Utilization



REPORT NUMBER: P868782

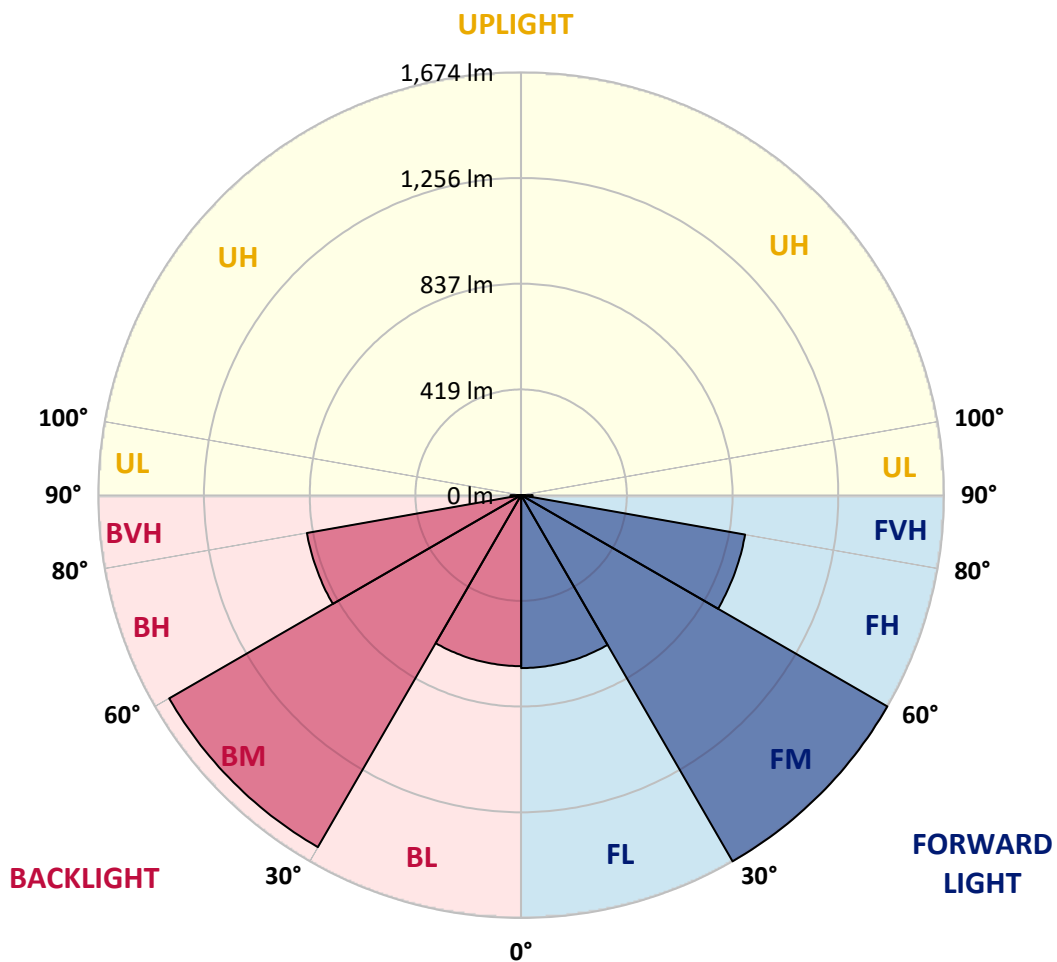
CATALOG NUMBER: EMM2-HSN-SA1B-740-U-T1

LUMINAIRE CLASSIFICATION SYSTEM LUMEN TABLE AND BUG RATING:

Zone	Lumens	% Fixture	Zone Rating/Lumen Limit		
			B	U	G
FL (0°-30°)	684.8	10.5			
FM (30°-60°)	1674.3	25.8			
FH (60°-80°)	900.4	13.9			G1/1800
FVH (80°-90°)	45.7	0.7			G1/100
BL (0°-30°)	676.9	10.4	B2/1000		
BM (30°-60°)	1609.5	24.8	B2/2500		
BH (60°-80°)	861.4	13.3	B2/1000		G2/1000
BVH (80°-90°)	42.0	0.6			G1/100
UL (90°-100°)	0.0	0.0		U0/0	
UH (100°-180°)	0.0	0.0		U0/0	

BUG Rating: B2-U0-G2

Type I Short





REPORT NUMBER: P868782

CATALOG NUMBER: EMM2-HSN-SA1B-740-U-T1

CANDELA DISTRIBUTION (FULL):

	0°	5°	15°	25°	35°	45°	55°	65°	75°	85°	89°
0°	1582.5	1582.5	1582.5	1582.5	1582.5	1582.5	1582.5	1582.5	1582.5	1582.5	1582.5
2.5°	1588.7	1588.7	1585.0	1578.8	1577.5	1578.8	1586.2	1582.5	1582.5	1583.7	1582.5
5°	1588.7	1588.7	1586.2	1580.0	1580.0	1580.0	1588.7	1585.0	1586.2	1587.5	1587.5
7.5°	1591.2	1591.2	1588.7	1583.7	1583.7	1583.7	1596.2	1593.7	1593.7	1597.5	1595.0
10°	1597.5	1595.0	1592.5	1593.7	1590.0	1596.2	1602.4	1603.7	1608.7	1611.2	1609.9
12.5°	1597.5	1595.0	1588.7	1596.2	1596.2	1604.9	1613.7	1618.7	1624.9	1624.9	1624.9
15°	1590.0	1587.5	1582.5	1595.0	1600.0	1611.2	1623.6	1631.1	1642.4	1642.4	1641.1
17.5°	1581.2	1577.5	1575.0	1593.7	1604.9	1619.9	1638.6	1648.6	1661.1	1662.3	1659.8
20°	1565.0	1563.8	1565.0	1590.0	1609.9	1631.1	1653.6	1667.3	1683.5	1688.5	1684.8
22.5°	1547.6	1547.6	1552.6	1586.2	1617.4	1646.1	1676.0	1693.5	1709.7	1714.7	1709.7
25°	1523.9	1523.9	1533.9	1573.8	1619.9	1662.3	1697.2	1720.9	1735.9	1740.9	1738.4
27.5°	1487.7	1487.7	1498.9	1548.8	1612.4	1674.8	1719.7	1747.1	1763.3	1768.3	1765.8
30°	1436.6	1434.1	1449.1	1511.4	1598.7	1688.5	1745.9	1774.5	1795.7	1799.5	1795.7
32.5°	1355.5	1359.3	1381.7	1460.3	1576.3	1697.2	1777.0	1810.7	1834.4	1841.9	1839.4
35°	1257.0	1263.3	1294.4	1395.4	1533.9	1696.0	1809.5	1850.6	1881.8	1891.8	1890.5
37.5°	1139.8	1148.5	1187.2	1305.7	1470.3	1677.3	1839.4	1895.5	1936.7	1949.1	1951.6
40°	1011.4	1020.1	1070.0	1200.9	1384.2	1633.6	1856.8	1946.6	2001.5	2026.4	2030.2
42.5°	875.4	890.4	950.2	1077.4	1280.7	1563.8	1856.8	1996.5	2063.9	2110.0	2113.7
45°	744.5	757.0	829.3	954.0	1169.7	1474.0	1835.6	2046.4	2148.7	2228.5	2226.0
47.5°	631.0	634.7	700.8	826.8	1046.3	1371.7	1792.0	2091.3	2238.4	2344.4	2366.9
50°	513.8	522.5	578.6	703.3	920.3	1259.5	1718.4	2120.0	2330.7	2491.6	2520.3
52.5°	431.5	432.7	475.1	589.9	789.4	1123.6	1629.9	2127.5	2419.3	2651.2	2686.1
55°	351.7	357.9	394.1	480.1	663.4	990.2	1515.2	2116.2	2500.3	2805.8	2870.7
57.5°	301.8	303.0	329.2	397.8	559.9	848.0	1388.0	2078.8	2567.7	2976.7	3059.0
60°	259.4	259.4	279.3	331.7	452.7	709.6	1238.3	2012.7	2605.1	3160.0	3279.7
62.5°	225.7	227.0	244.4	283.1	376.6	586.1	1073.7	1909.2	2618.8	3337.1	3474.3
65°	204.5	205.8	215.7	241.9	310.5	476.4	905.4	1783.3	2600.1	3469.3	3647.6
67.5°	169.6	170.8	188.3	208.3	258.1	382.8	735.8	1608.7	2524.0	3510.4	3728.7
70°	129.7	133.4	157.1	178.3	214.5	305.5	564.9	1378.0	2341.9	3370.8	3595.2
72.5°	108.5	109.7	127.2	150.9	179.6	239.4	429.0	1084.9	2065.1	3010.4	3259.8
75°	94.8	96.0	106.0	127.2	149.6	192.0	298.0	749.5	1647.3	2434.2	2662.4
77.5°	86.0	87.3	89.8	107.2	126.0	148.4	210.8	445.2	1162.2	1860.6	1980.3
80°	82.3	82.3	76.1	88.5	103.5	116.0	140.9	255.6	745.7	1254.5	1350.5
82.5°	58.6	57.4	52.4	54.9	63.6	63.6	72.3	106.0	285.6	530.0	574.9
85°	3.7	3.7	6.2	7.5	11.2	15.0	18.7	24.9	72.3	98.5	102.3
87.5°	1.2	1.2	1.2	1.2	1.2	2.5	2.5	2.5	3.7	5.0	5.0
90°	0.0	0.0	0.0	0.0	0.0	0.0	0.0	0.0	0.0	0.0	0.0



REPORT NUMBER: P868782

CATALOG NUMBER: EMM2-HSN-SA1B-740-U-T1

CANDELA DISTRIBUTION (continued):

	90°	95°	105°	115°	125°	135°	145°	155°	165°	175°	180°
0°	1582.5	1582.5	1582.5	1582.5	1582.5	1582.5	1582.5	1582.5	1582.5	1582.5	1582.5
2.5°	1581.2	1582.5	1582.5	1585.0	1587.5	1586.2	1585.0	1587.5	1583.7	1576.3	1575.0
5°	1586.2	1586.2	1585.0	1587.5	1590.0	1587.5	1585.0	1585.0	1582.5	1575.0	1573.8
7.5°	1596.2	1595.0	1595.0	1595.0	1595.0	1591.2	1587.5	1585.0	1581.2	1573.8	1570.0
10°	1609.9	1608.7	1607.4	1606.2	1600.0	1596.2	1590.0	1586.2	1581.2	1572.5	1570.0
12.5°	1624.9	1622.4	1619.9	1621.2	1608.7	1597.5	1591.2	1582.5	1578.8	1558.8	1555.1
15°	1639.9	1636.1	1634.9	1629.9	1617.4	1601.2	1588.7	1576.3	1563.8	1545.1	1538.9
17.5°	1659.8	1657.3	1649.8	1644.8	1627.4	1604.9	1586.2	1568.8	1552.6	1530.1	1526.4
20°	1683.5	1681.0	1673.5	1663.6	1641.1	1613.7	1587.5	1560.1	1540.1	1513.9	1507.7
22.5°	1709.7	1706.0	1699.7	1688.5	1659.8	1627.4	1591.2	1555.1	1525.1	1495.2	1491.5
25°	1737.1	1734.6	1728.4	1712.2	1681.0	1641.1	1591.2	1537.6	1500.2	1474.0	1462.8
27.5°	1763.3	1762.1	1754.6	1735.9	1703.5	1651.1	1580.0	1508.9	1459.0	1424.1	1416.6
30°	1797.0	1794.5	1785.8	1764.6	1728.4	1657.3	1557.6	1460.3	1397.9	1359.3	1348.1
32.5°	1838.1	1835.6	1823.2	1797.0	1758.3	1658.6	1525.1	1397.9	1315.6	1274.5	1260.8
35°	1893.0	1888.0	1871.8	1840.6	1787.0	1646.1	1467.8	1318.1	1217.1	1163.5	1144.8
37.5°	1952.9	1946.6	1925.4	1886.8	1807.0	1612.4	1386.7	1210.9	1096.2	1032.6	1018.8
40°	2026.4	2017.7	1985.3	1931.7	1814.4	1553.8	1295.7	1101.1	978.9	909.1	892.9
42.5°	2118.7	2103.8	2051.4	1981.6	1799.5	1474.0	1187.2	987.7	848.0	783.1	779.4
45°	2229.7	2206.0	2127.5	2030.2	1767.1	1374.2	1072.5	860.5	727.0	663.4	647.2
47.5°	2360.7	2332.0	2216.0	2067.6	1703.5	1272.0	949.0	737.0	614.8	549.9	537.5
50°	2505.3	2477.9	2309.5	2088.8	1634.9	1152.3	828.0	627.3	505.1	451.4	451.4
52.5°	2681.1	2618.8	2399.3	2091.3	1530.1	1020.1	712.1	520.0	424.0	376.6	366.6
55°	2868.2	2794.6	2480.4	2068.8	1421.6	899.1	587.4	432.7	347.9	314.3	305.5
57.5°	3076.5	2964.2	2539.0	2023.9	1284.5	766.9	490.1	356.7	293.1	265.6	261.9
60°	3286.0	3141.3	2573.9	1947.9	1138.5	644.7	407.8	298.0	251.9	231.9	228.2
62.5°	3480.5	3286.0	2576.4	1836.9	996.4	537.5	334.2	256.9	223.2	208.3	208.3
65°	3648.8	3406.9	2534.0	1694.7	815.6	431.5	275.6	217.0	194.5	178.3	174.6
67.5°	3731.2	3453.1	2459.2	1500.2	653.5	341.7	231.9	188.3	167.1	142.2	139.7
70°	3615.2	3319.6	2267.1	1250.8	505.1	271.9	193.3	160.9	139.7	118.5	116.0
72.5°	3244.8	2964.2	1956.6	969.0	380.3	219.5	160.9	137.2	114.7	103.5	101.0
75°	2655.0	2465.4	1546.3	667.2	265.6	172.1	134.7	116.0	97.3	92.3	91.0
77.5°	2015.2	1833.2	1129.8	417.8	182.1	134.7	114.7	98.5	84.8	88.5	86.0
80°	1345.6	1262.0	750.7	236.9	122.2	98.5	87.3	72.3	64.8	74.8	72.3
82.5°	611.1	578.6	352.9	103.5	54.9	42.4	29.9	22.4	17.5	16.2	18.7
85°	102.3	89.8	24.9	11.2	6.2	3.7	2.5	2.5	1.2	1.2	1.2
87.5°	5.0	3.7	3.7	2.5	1.2	1.2	1.2	1.2	1.2	0.0	0.0
90°	0.0	0.0	0.0	0.0	0.0	0.0	0.0	0.0	0.0	0.0	0.0

LM-79-2019: Approved Method: Electrical and Photometric Measurements of Solid-State Lighting Products

Report Prepared for

Cooper Lighting Solutions

Streetworks

Report Number: SP1-2407-157-5

Test Date: 08/07/2024

Luminaire Tested: MEM2-HTN-SA-40-740-U-5WQ-2

Data in this report applies to families of products including MEM2-HTN-SA-40-740-U-5WQ-2

Test Information

Test Method: LM-79-2019
 Report Number: SP1-2407-157-5
 Test Lab: COOPER LIGHTING SOLUTIONS
 Photometer: SP1 - 76IN SPHERE
 Measurement Geometry: 4π
 Issue Date: 08/20/2024
 Manufacturer: COOPER LIGHTING SOLUTIONS
 Product Line: Streetworks
 Catalog Number: **MEM2-HTN-SA-40-740-U-5WQ-2**
 Description: Epic Modern Light Square 40W 5WQ Optic and Flare Trim

Spectral Parameters

CCT (K): 3915
 CIE u': 0.2262
 CIE v': 0.5044
 Duv: 0.0010
 CIE x: 0.3850
 CIE y: 0.3816
 CIE z: 0.2334
 Peak Wavelength (nm): 449
 Dominant Wavelength (nm): 578
 Purity: 30.05482
 Rf: 73.2
 Rg: 93.9

CRI (Ra):	71.0		
R1:	67.6	R9:	-38.4
R2:	78.3	R10:	48.9
R3:	87.1	R11:	65.3
R4:	69.7	R12:	40.4
R5:	67.4	R13:	69.3
R6:	69.3	R14:	92.6
R7:	79.7	R15:	59.9
R8:	48.7		



Test Conditions

Stabilization Time: 21M
 Operation Time: 1H 21M
 Sphere Temperature (°C): 24.2

REPORT NUMBER: SP1-2407-157-5

Measurement and Test Equipment			
Instrument	Identification Number	Calibration Date	Calibration Due Date
Photometer	IN0058	6/18/2024	12/18/2024
Power Meter	INXT2011004	2/8/2024	2/8/2025
AC Power Source	IN0063	10/24/2023	10/24/2024
DC Power Source	IN0208	10/24/2023	10/24/2024
Sphere Thermometer	IN0085	10/24/2023	10/24/2024
Room Thermometer	IN0046	10/24/2023	10/24/2024

REPORT NUMBER: SP1-2407-157-5

CIE 1931 Chromaticity Diagram



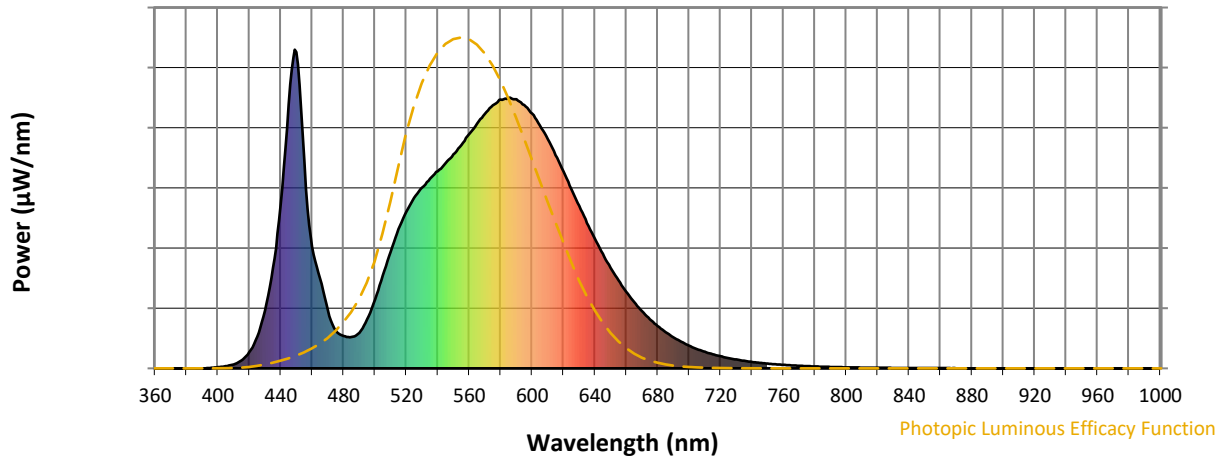
CIE 1931 Chromaticity Diagram with 2017 ANSI 7-Step and 4-Step Quadrangles



Point lies inside the ANSI 4000K 4-step quadrangle

REPORT NUMBER: SP1-2407-157-5

Photopic Flux vs. Wavelength



Photopic Lumens: NR

λ (nm)	Power W [^] /nm	Lumens (φ/nm)	λ (nm)	Power W [^] /nm	Lumens (φ/nm)	λ (nm)	Power W [^] /nm	Lumens (φ/nm)	λ (nm)	Power W [^] /nm	Lumens (φ/nm)	λ (nm)	Power W [^] /nm	Lumens (φ/nm)
360	0	NR	490	112	NR	620	618	NR	750	15	NR	880	0	NR
365	0	NR	495	153	NR	625	563	NR	755	13	NR	885	0	NR
370	0	NR	500	216	NR	630	510	NR	760	11	NR	890	0	NR
375	0	NR	505	291	NR	635	456	NR	765	9	NR	895	0	NR
380	0	NR	510	366	NR	640	407	NR	770	8	NR	900	0	NR
385	0	NR	515	436	NR	645	359	NR	775	7	NR	905	0	NR
390	0	NR	520	492	NR	650	316	NR	780	6	NR	910	0	NR
395	2	NR	525	536	NR	655	277	NR	785	5	NR	915	0	NR
400	4	NR	530	567	NR	660	240	NR	790	4	NR	920	0	NR
405	7	NR	535	596	NR	665	208	NR	795	4	NR	925	0	NR
410	12	NR	540	619	NR	670	179	NR	800	3	NR	930	0	NR
415	25	NR	545	644	NR	675	154	NR	805	3	NR	935	0	NR
420	51	NR	550	671	NR	680	133	NR	810	3	NR	940	0	NR
425	100	NR	555	701	NR	685	114	NR	815	2	NR	945	0	NR
430	180	NR	560	735	NR	690	98	NR	820	2	NR	950	0	NR
435	315	NR	565	768	NR	695	83	NR	825	2	NR	955	0	NR
440	514	NR	570	798	NR	700	71	NR	830	1	NR	960	0	NR
445	828	NR	575	825	NR	705	61	NR	835	1	NR	965	0	NR
450	992	NR	580	843	NR	710	52	NR	840	1	NR	970	0	NR
455	652	NR	585	848	NR	715	44	NR	845	1	NR	975	0	NR
460	382	NR	590	844	NR	720	38	NR	850	1	NR	980	0	NR
465	282	NR	595	826	NR	725	32	NR	855	1	NR	985	0	NR
470	180	NR	600	800	NR	730	28	NR	860	1	NR	990	0	NR
475	119	NR	605	762	NR	735	24	NR	865	1	NR	995	0	NR
480	101	NR	610	719	NR	740	20	NR	870	1	NR	1000	0	NR
485	98	NR	615	669	NR	745	17	NR	875	0	NR			

REPORT NUMBER: SP1-2407-157-5

Scotopic Flux vs. Wavelength



Scotopic Lumens: NR

S/P: 1.49

λ (nm)	Power W [^] /nm	Lumens (φ/nm)	λ (nm)	Power W [^] /nm	Lumens (φ/nm)	λ (nm)	Power W [^] /nm	Lumens (φ/nm)	λ (nm)	Power W [^] /nm	Lumens (φ/nm)	λ (nm)	Power W [^] /nm	Lumens (φ/nm)
360	0	NR	490	112	NR	620	618	NR	750	15	NR	880	0	NR
365	0	NR	495	153	NR	625	563	NR	755	13	NR	885	0	NR
370	0	NR	500	216	NR	630	510	NR	760	11	NR	890	0	NR
375	0	NR	505	291	NR	635	456	NR	765	9	NR	895	0	NR
380	0	NR	510	366	NR	640	407	NR	770	8	NR	900	0	NR
385	0	NR	515	436	NR	645	359	NR	775	7	NR	905	0	NR
390	0	NR	520	492	NR	650	316	NR	780	6	NR	910	0	NR
395	2	NR	525	536	NR	655	277	NR	785	5	NR	915	0	NR
400	4	NR	530	567	NR	660	240	NR	790	4	NR	920	0	NR
405	7	NR	535	596	NR	665	208	NR	795	4	NR	925	0	NR
410	12	NR	540	619	NR	670	179	NR	800	3	NR	930	0	NR
415	25	NR	545	644	NR	675	154	NR	805	3	NR	935	0	NR
420	51	NR	550	671	NR	680	133	NR	810	3	NR	940	0	NR
425	100	NR	555	701	NR	685	114	NR	815	2	NR	945	0	NR
430	180	NR	560	735	NR	690	98	NR	820	2	NR	950	0	NR
435	315	NR	565	768	NR	695	83	NR	825	2	NR	955	0	NR
440	514	NR	570	798	NR	700	71	NR	830	1	NR	960	0	NR
445	828	NR	575	825	NR	705	61	NR	835	1	NR	965	0	NR
450	992	NR	580	843	NR	710	52	NR	840	1	NR	970	0	NR
455	652	NR	585	848	NR	715	44	NR	845	1	NR	975	0	NR
460	382	NR	590	844	NR	720	38	NR	850	1	NR	980	0	NR
465	282	NR	595	826	NR	725	32	NR	855	1	NR	985	0	NR
470	180	NR	600	800	NR	730	28	NR	860	1	NR	990	0	NR
475	119	NR	605	762	NR	735	24	NR	865	1	NR	995	0	NR
480	101	NR	610	719	NR	740	20	NR	870	1	NR	1000	0	NR
485	98	NR	615	669	NR	745	17	NR	875	0	NR			

REPORT NUMBER: SP1-2407-157-5

Melanopic Flux vs. Wavelength



Melanopic Lumens: NR

M/P: 2.88

λ (nm)	Power W [^] /nm	Lumens (φ/nm)	λ (nm)	Power W [^] /nm	Lumens (φ/nm)	λ (nm)	Power W [^] /nm	Lumens (φ/nm)	λ (nm)	Power W [^] /nm	Lumens (φ/nm)	λ (nm)	Power W [^] /nm	Lumens (φ/nm)
360	0	NR	490	112	NR	620	618	NR	750	15	NR	880	0	NR
365	0	NR	495	153	NR	625	563	NR	755	13	NR	885	0	NR
370	0	NR	500	216	NR	630	510	NR	760	11	NR	890	0	NR
375	0	NR	505	291	NR	635	456	NR	765	9	NR	895	0	NR
380	0	NR	510	366	NR	640	407	NR	770	8	NR	900	0	NR
385	0	NR	515	436	NR	645	359	NR	775	7	NR	905	0	NR
390	0	NR	520	492	NR	650	316	NR	780	6	NR	910	0	NR
395	2	NR	525	536	NR	655	277	NR	785	5	NR	915	0	NR
400	4	NR	530	567	NR	660	240	NR	790	4	NR	920	0	NR
405	7	NR	535	596	NR	665	208	NR	795	4	NR	925	0	NR
410	12	NR	540	619	NR	670	179	NR	800	3	NR	930	0	NR
415	25	NR	545	644	NR	675	154	NR	805	3	NR	935	0	NR
420	51	NR	550	671	NR	680	133	NR	810	3	NR	940	0	NR
425	100	NR	555	701	NR	685	114	NR	815	2	NR	945	0	NR
430	180	NR	560	735	NR	690	98	NR	820	2	NR	950	0	NR
435	315	NR	565	768	NR	695	83	NR	825	2	NR	955	0	NR
440	514	NR	570	798	NR	700	71	NR	830	1	NR	960	0	NR
445	828	NR	575	825	NR	705	61	NR	835	1	NR	965	0	NR
450	992	NR	580	843	NR	710	52	NR	840	1	NR	970	0	NR
455	652	NR	585	848	NR	715	44	NR	845	1	NR	975	0	NR
460	382	NR	590	844	NR	720	38	NR	850	1	NR	980	0	NR
465	282	NR	595	826	NR	725	32	NR	855	1	NR	985	0	NR
470	180	NR	600	800	NR	730	28	NR	860	1	NR	990	0	NR
475	119	NR	605	762	NR	735	24	NR	865	1	NR	995	0	NR
480	101	NR	610	719	NR	740	20	NR	870	1	NR	1000	0	NR
485	98	NR	615	669	NR	745	17	NR	875	0	NR			

Summary

$R_f = 73.2$
 $R_g = 93.9$
 $CIE R_a = 71.0$
 $R_g = -38.4$



Color Vector Graphics



Individual Sample Fidelity Index ($R_{f,i}$)

CES01 = 85	CES26 = 61	CES51 = 88	CES76 = 50
CES02 = 61	CES27 = 88	CES52 = 87	CES77 = 69
CES03 = 30	CES28 = 81	CES53 = 77	CES78 = 53
CES04 = 70	CES29 = 65	CES54 = 84	CES79 = 81
CES05 = 47	CES30 = 81	CES55 = 83	CES80 = 78
CES06 = 50	CES31 = 69	CES56 = 73	CES81 = 77
CES07 = 40	CES32 = 60	CES57 = 72	CES82 = 91
CES08 = 39	CES33 = 76	CES58 = 73	CES83 = 89
CES09 = 29	CES34 = 70	CES59 = 85	CES84 = 86
CES10 = 74	CES35 = 83	CES60 = 89	CES85 = 77
CES11 = 57	CES36 = 91	CES61 = 81	CES86 = 71
CES12 = 63	CES37 = 79	CES62 = 85	CES87 = 76
CES13 = 42	CES38 = 92	CES63 = 72	CES88 = 80
CES14 = 74	CES39 = 96	CES64 = 64	CES89 = 70
CES15 = 71	CES40 = 91	CES65 = 61	CES90 = 79
CES16 = 46	CES41 = 93	CES66 = 57	CES91 = 74
CES17 = 49	CES42 = 80	CES67 = 54	CES92 = 57
CES18 = 56	CES43 = 76	CES68 = 63	CES93 = 74
CES19 = 72	CES44 = 99	CES69 = 73	CES94 = 51
CES20 = 65	CES45 = 85	CES70 = 55	CES95 = 65
CES21 = 86	CES46 = 82	CES71 = 48	CES96 = 76
CES22 = 78	CES47 = 86	CES72 = 83	CES97 = 84
CES23 = 92	CES48 = 77	CES73 = 45	CES98 = 75
CES24 = 91	CES49 = 80	CES74 = 93	CES99 = 62
CES25 = 72	CES50 = 88	CES75 = 51	



Color Rendition by Hue-Angle Bin



Measure Comparisons



(END OF REPORT)